

Tips und Tricks



How does the SIHF Games Sync work? - Import Games

The SIHF Game Sync Module allows you to **import game data** and **statistics** collected in the SIHF Reporter into My Ice Hockey. The Reporter data is regularly updated by SIHF and imported into My Ice Hockey every night.

- 1) Select on the left side (SIHF Team) the team from which you want to import the games into My Ice Hockey.
- 2) On the right side (your age group) you select your My Ice Hockey team into which the games should be imported.
- 3) Select the desired games on the left and click on "Import games", select the game type and choose if you want to add the players (recommended) and whether they should see the game on the player platform already or not.

i

2. Liga

SC Küsnacht

Import Games

Search:

<input type="checkbox"/>	#	Date	Time	Home team	Away team	Place
<input checked="" type="checkbox"/>	6135000001	15.08.2020	19:30	SC Küsnacht	EHC Wallisellen	KEB KEK, 8700 Küsnacht ZH
<input checked="" type="checkbox"/>	6135110001	22.08.2020	15:30	SC Küsnacht	EV Zug	KEB KEK, 8700 Küsnacht ZH
<input checked="" type="checkbox"/>	6135000003	05.09.2020	16:30	SC Küsnacht	EHC Illnau-Effretikon	KEB KEK, 8700 Küsnacht ZH
<input checked="" type="checkbox"/>	6135000002	12.09.2020	20:15	SC Küsnacht	SC Weinfelden	KEB KEK, 8700 Küsnacht ZH

Showing 1 to 4 of 4 entries

Previous
1
Next

How does the SIHF Games Sync work? - Automatic statistics import

The games have been imported to your team and can now be found on the right side.

IMPORTANT: All games are automatically selected (check box set). This means that these games (game date, time, opponent and location) are automatically synchronized with the SIHF Reporter every night. If there is a change in the reporter, the new information is automatically updated in My Ice Hockey.

When the game is over, the game statistics of the SIHF reporter are automatically imported into My Ice Hockey for the games with the tick.

You can find these under:

GAMES - PLANNING - OVERVIEW –
GAME CHOICE - STATS
 or GAMES - STATISTICS

If you want to disable automatic synchronization for a game, you have to uncheck the checkbox and then click "Save".

Adults

Adults 1

Update

Save

Search:

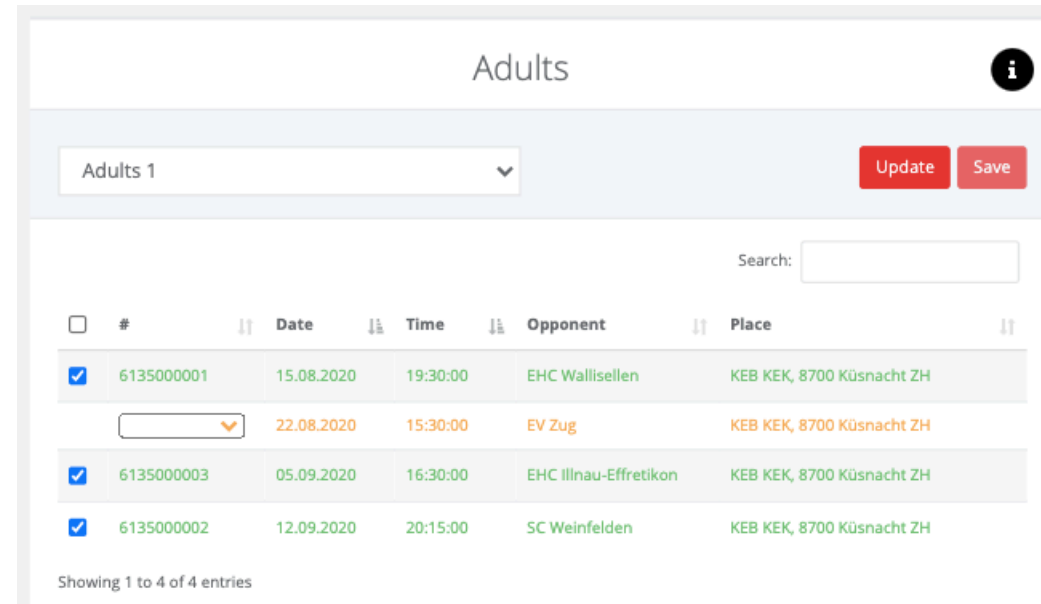
<input type="checkbox"/>	#	Date	Time	Opponent	Place
<input checked="" type="checkbox"/>	6135000001	15.08.2020	19:30:00	EHC Wallisellen	KEB KEK, 8700 Küsnacht ZH
<input checked="" type="checkbox"/>	6135110001	22.08.2020	15:30:00	EV Zug	KEB KEK, 8700 Küsnacht ZH
<input checked="" type="checkbox"/>	6135000003	05.09.2020	16:30:00	EHC Illnau-Effretikon	KEB KEK, 8700 Küsnacht ZH
<input checked="" type="checkbox"/>	6135000002	12.09.2020	20:15:00	SC Weinfelden	KEB KEK, 8700 Küsnacht ZH

Showing 1 to 4 of 4 entries

How does the SIHF Games Sync work? - Synchronize game information

If you have already **entered games manually in My Ice Hockey**, the system allows you **to compare the data with the SIHF reporter**.

- 1) Select on the left the team you want to compare your data with.
- 2) On the right side you select your team with the games you have already entered.
- 3) The system analyses the games and gives a report by color.



	#	Date	Time	Opponent	Place
<input checked="" type="checkbox"/>	613500001	15.08.2020	19:30:00	EHC Wallisellen	KEB KEK, 8700 Küsnacht ZH
<input type="checkbox"/>		22.08.2020	15:30:00	EV Zug	KEB KEK, 8700 Küsnacht ZH
<input checked="" type="checkbox"/>	613500003	05.09.2020	16:30:00	EHC Illnau-Effretikon	KEB KEK, 8700 Küsnacht ZH
<input checked="" type="checkbox"/>	613500002	12.09.2020	20:15:00	SC Weinfelden	KEB KEK, 8700 Küsnacht ZH

Showing 1 to 4 of 4 entries

Green

Means that the game number in My Ice Hockey and SIHF match.

Orange

Means that the game number is missing or wrong. My Ice Hockey gives the possibility to select the SIHF game number of this game. Then click on "Update".



<input checked="" type="checkbox"/>	6135110001	22.08.2020	15:30:00	EV Zug	KEB KEK, 8700 Küsnacht ZH
-------------------------------------	------------	------------	----------	--------	---------------------------

Red

Means that there is no match between game number/date/start time or that the game is not found in the SIHF team. It is also possible that you have duplicate games.

How does the SIHF game Sync work? - Manual synchronization

If you have imported a game via SIHF game sync (see slide 1) and you want to **import the statistics immediately after the game** (see slide 2 - data is automatically updated the night after the game ends), you can also **synchronize them manually**.



You do this as follows:

- 1) Go to GAMES - PLANNING - OVERVIEW - *GAME CHOICE* - GAME INFORMATION
- 2) There you will find the SYNC button at the bottom right. Click on it and the stats will be loaded in.



- 3) **Note:** Of course only statistics can be imported if they are available in the SIHF Reporter.
- 4) You can find the statistics here: GAMES - PLANNING - OVERVIEW - *GAME CHOICE* - STATS (top right) or via GAMES – STATISTICS

Explanation of symbols (in the game list) of the SIHF Games Sync:

-  Game finished. Stats and game data were successfully synchronized.
-  Game data was not available on SIHF. Automatic synchronization is automatically disabled. Check with SIHF for the status of the game.



www.myice.hockey